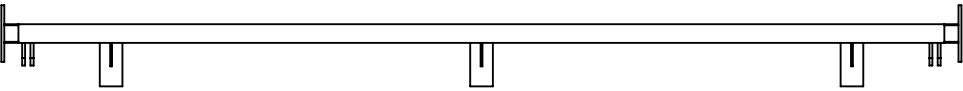
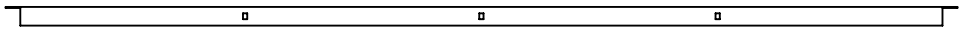


Gas Spring
X2


Top Beam



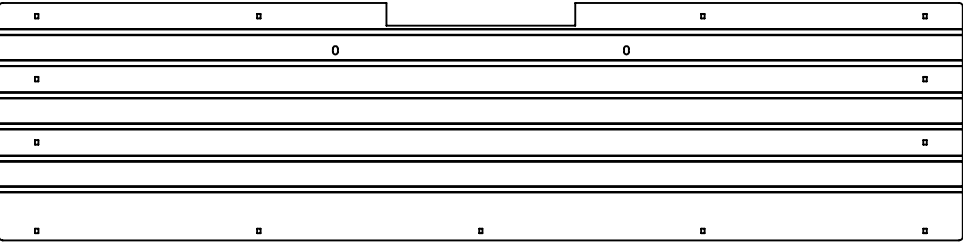
Middle Beam




Bottom Beam




Roof Panel 1




Roof Panel 2



Roof Panel 3



Roof Panel 4



NOTES: (unless otherwise specified)

1. All dimensions in MM
2. Deburr and break all sharp edges
3. MATERIAL:
4. FINISH:

REVISIONS:



T: 0208 699 1338 E: info@cyclehoop.com

Copyright © 2015 Cyclehoop Ltd.
All materials contained are the property of Cyclehoop Ltd. and are protected by copyright.
Prior written consent must be obtained for any use of the material.

TITLE:
Bike Hangar Parts List

DESCRIPTION:
Frame

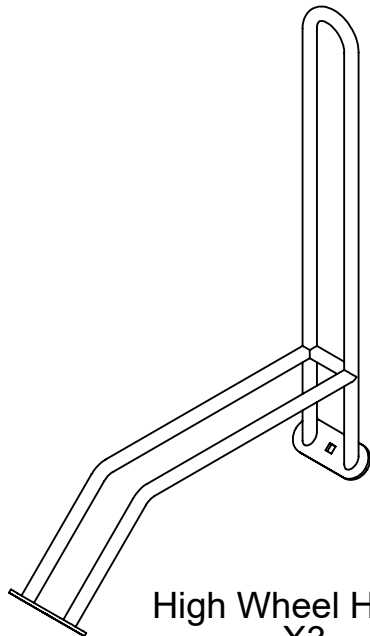
DATE:
05/02/2016

DRAWN BY:
TJ

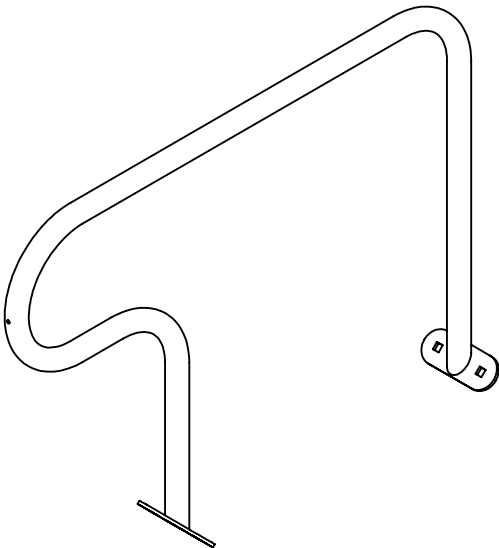
REV:

SHEET:
1 OF 3

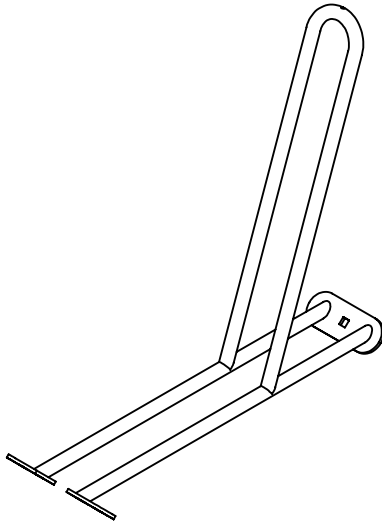
SCALE:
1:20 AT A3



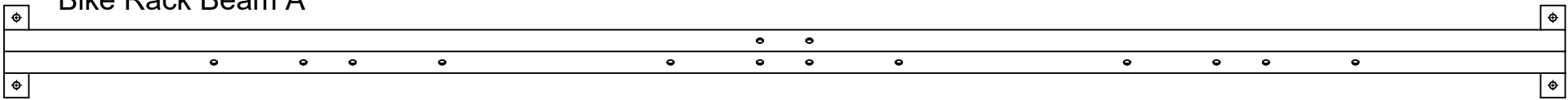
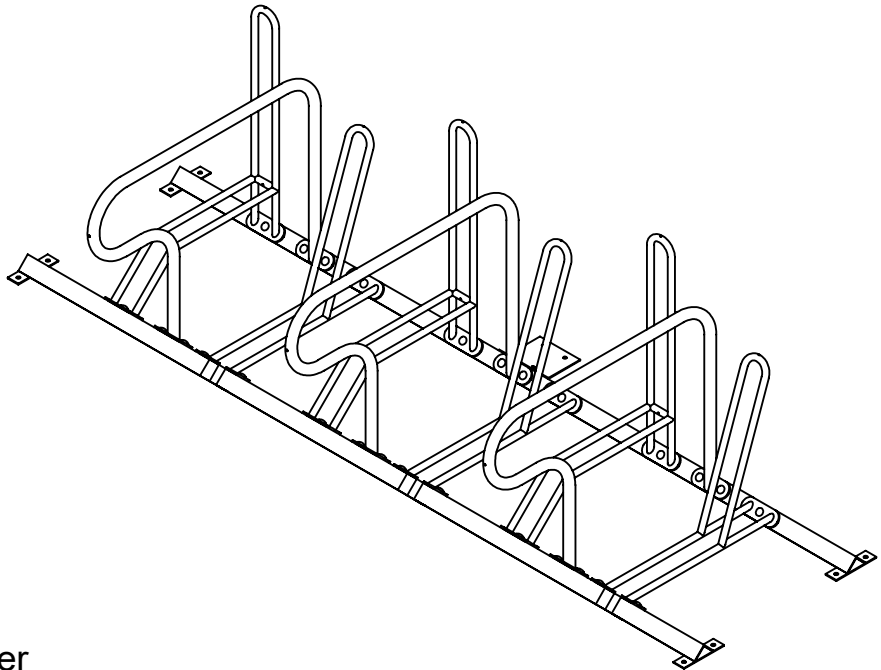
High Wheel Holder
X3



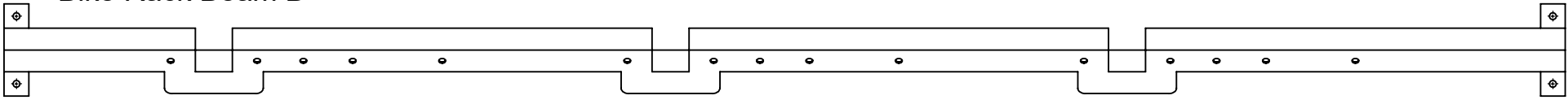
Locking Bar
X3



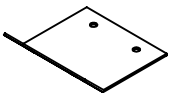
Low Wheel Holder
X3



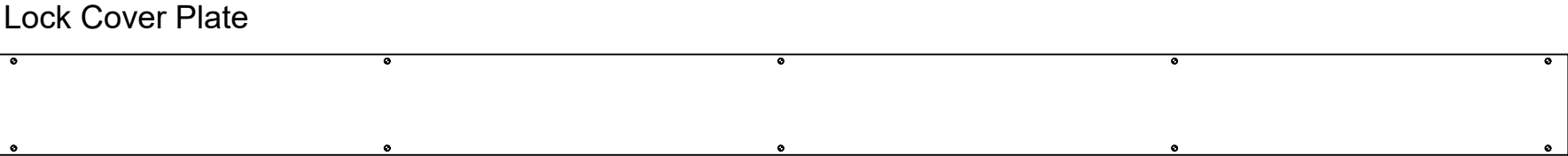
Bike Rack Beam A



Bike Rack Beam B




Joining Plate



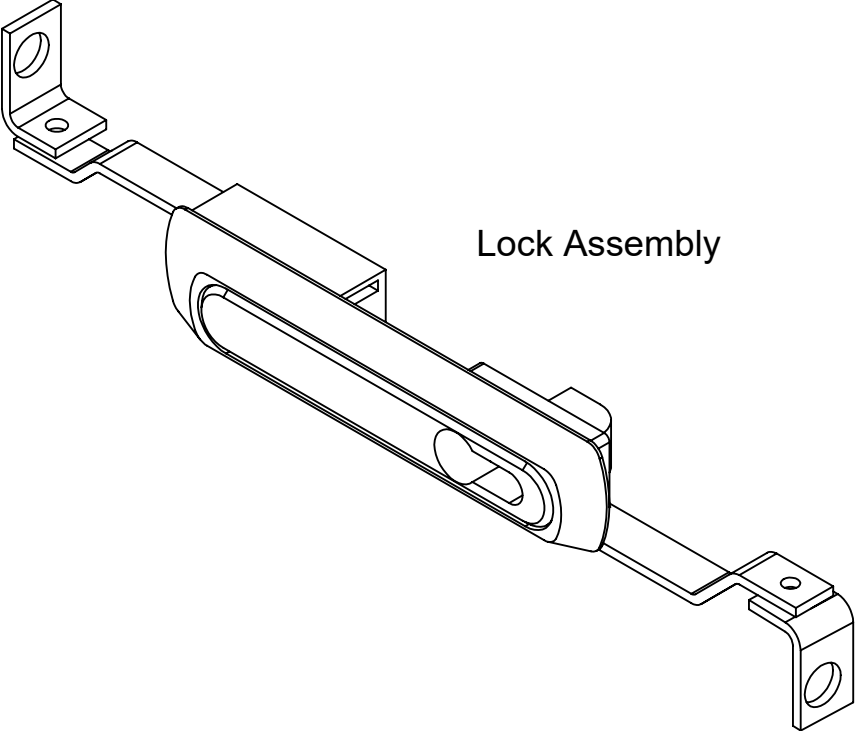
Lock Cover Plate



Locking Rod X2



External Handle



Lock Assembly

NOTES: (unless otherwise specified)

1. All dimensions in MM
2. Deburr and break all sharp edges
3. MATERIAL:
4. FINISH:

REVISIONS:



T: 0208 699 1338 E: info@cyclehoop.com

Copyright © 2016 Cyclehoop Ltd.
All materials contained are the property of Cyclehoop Ltd. and are protected by copyright.
Prior written consent must be obtained for any use of the material.

TITLE:
Bike Hangar Parts List

DESCRIPTION:
Bike Rack & Lock

DATE:
05/02/2016

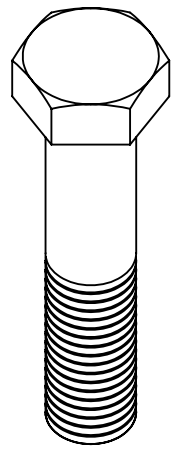
DRAWN BY:
TJ

REV:

SHEET:
2 OF 3

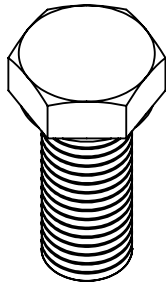
SCALE:
1:10 AT A3

M12 X 60
HEX BOLT



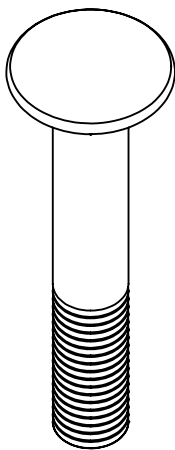
X2

M12 X 30
HEX
SET SCREW



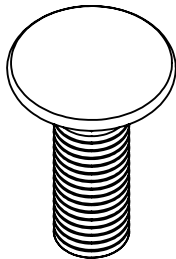
X4

M10 X 65
MUSHROOM HEAD
COACH BOLT




X4

M10 X 30
MUSHROOM HEAD
COACH BOLT



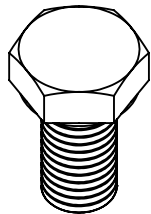
X4

M10 X 20
MUSHROOM HEAD
COACH BOLT



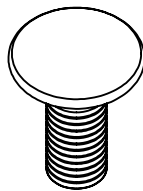
X27

M10 X 20
HEX
SET SCREW



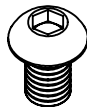
X16

M8 X 20
MUSHROOM HEAD
COACH BOLT



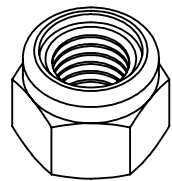
X60

M6 X 12
BUTTON HEAD
SOCKET SCREW



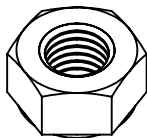
X10

M12
NYLOC NUT



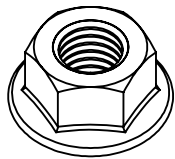
X4

M12
HEX NUT



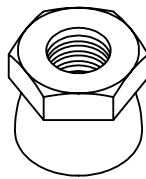
X4

M10
HEX FLANGE
NUT



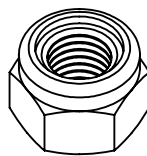
X37

M10
HEX SHEAR
NUT



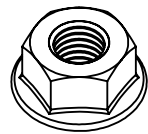
X20

M10
NYLOC NUT



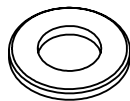
X4

M8
HEX FLANGE
NUT



X60

M8
RUBBER
WASHER



X60

NOTES: (unless otherwise specified)

1. All dimensions in MM
2. Deburr and break all sharp edges
3. MATERIAL:
4. FINISH:

REVISIONS:



T: 0208 699 1338 E: info@cyclehoop.com

Copyright © 2016 Cyclehoop Ltd.
All materials contained are the property of Cyclehoop Ltd. and are protected by copyright.
Prior written consent must be obtained for any use of the material.

TITLE:
Bike Hangar Parts List

DESCRIPTION:
Fixings

DATE:
05/02/2016

DRAWN BY:
TJ

REV:

SHEET:
3 OF 3

SCALE:
1:1 AT A3